


LOG WAGON ASSEMBLY

- ୧୨ ୨୫୬ ୧୦୧୧ -

୧୦୧



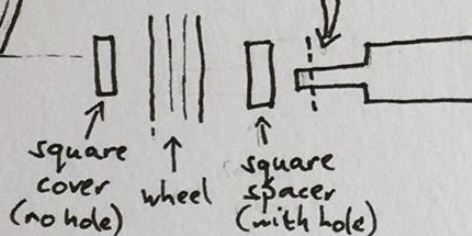
Assemble the two wheels, with the spokes in the middle.

Glue with wood glue or PVA.

୧୧୧

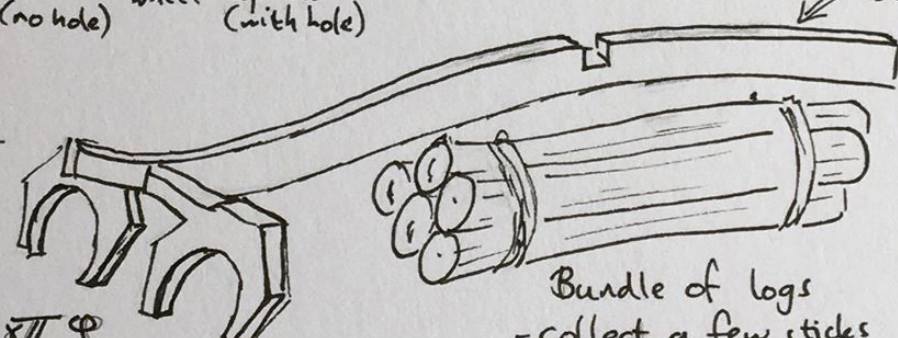


Note, you may need to trim the axle slightly.



tie the bundle to the central beam

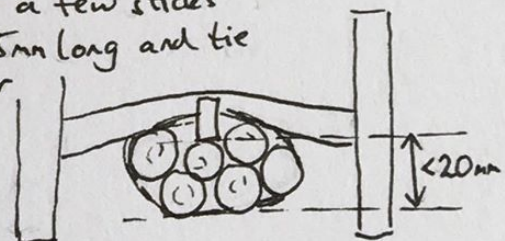

Can be assembled for a single yirnak, but that seems a bit mean!



୧୨ ୧୦
୧୧ ୧୨

Bundle of logs - collect a few sticks about 75mm long and tie together

୧୧ ୧୨ ୧୩



Make sure you leave sufficient clearance!

Note: you can simply rest the yoke on the yirnak for playability or assemble the whole model as a single piece